

## USC 10 FT/20 CUP FUSE HOLDER TERMINAL BLOCK

Fuse: Ø 5 x 20 mm



The fuse-holder terminals series, in lever or fuse cap versions with nominal cross section of 4 and 10 mm<sup>2</sup>, has insulating frame made by 66 polyamide with self-extinguish rate UL 94 - V0; to indicate blown fuse a flash LED or a neon lamp versions are available, with 12V, 24V, 48V, 110V, 220V, 400V voltage.

Fuses Ø 5x20 mm are usable, in the cup version fuses Ø 5 x 25 and 6,3 x 32 mm (¼" x 1 ¼") also. Marking system in compliance with the most advanced market standards. Usable on all DIN 60715 rails.

### TECHNICAL DATA

#### Additional dimension and weight

Thickness	13 mm	Net weight	32 g
-----------	-------	------------	------

#### Rated data in compliance with IEC 947-7-3 Standard

Cross section	10 mm <sup>2</sup>	Rated impulse withstand voltage	6 KV
Current	12,5 A max	Test impulse voltage	2,5 KV
Current at maximum wires	-	Pollution degree	3
Voltage	630 V	Comparative tracking index	CTI≥600

#### Rated data in compliance with UL 1059 Standard

Cross section	-	Voltage	-
Current	-	File n.	-

#### Rated data in compliance with CSA 22.2 Standard

Cross section	-	Voltage	-
Current	-	File n.	-



#### Conductors for clamping

Connection range, flexible wire	1,5 ÷ 10 mm <sup>2</sup>	Screwdriver blade size	5,5 x 1 mm
Connection range, solid wire	1,5 ÷ 16 mm <sup>2</sup>	Tightening torque (min ÷ max)	1,2 ÷ 1,5 Nm
Connection mode	screw connection	Screw size	M 4
Stripping length	13 mm	Gauge (IEC 947-1)	B6

#### Working temperatures

Continuous operating temperature, min.	- 40 °C	Continuous operating temperature, max.	+ 110 °C
--	---------	--	----------

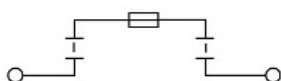
#### Additional features

Connection direction	by side	Connecting points per level	2
End plate	yes	Number of levels	1
Partition plate	no	Mounting rails DIN 60715	PU30  PU35, PU35/15 
Fuse holding system	by cup	Fuse	Ø 5 x 20 mm

#### Insulating housing

Material type	PA 66	Colour	beige
UL 94 flammability rating	V0 halogen and phosphorus free		








#### Electrical drawing



#### Ordering data

Colour: beige		CODE	STD. PACKAGE PCS
		USC 10FT/20	40
	with red LED 12V	USC 10FT/20/L12	40
	with red LED 24V	USC 10FT/20/L24	40
	with red LED 48V	USC 10FT/20/L48	40
	with red LED 110V	USC 10FT/20/L110	40
	with red LED 220V	USC 10FT/20/L220	40
	with neon lamp 110V	USC 10FT/20/N110	40
	with neon lamp 220V	USC 10FT/20/N220	40

ACCESSORIES

Ordering data			CODE	STD. PACKAGE	PCS	
	END PLATE		DFE 10FT	20		
	CROSS CONNECTOR	10 poles	PR 10FT	20		
	SLEEVE WITH SCREW For PR 10FT cross connector.		CVR 10FT	100		
	BRASS CILYNDER Ø 5 x 20 mm		CL20	-		
	ONE POLE TEST PLUG Ø 2,3 mm		SP 4	-		
	TEST PLUG SOCKET		CS 10	50		
	MARKING SYSTEM	100 tags sheet	6x6,5 mm	white	TNU	5
		56 " sheet	10x5 mm	white	TNB	10
		56 " sheet	10x5 mm	yellow	TNG	10

Tags are available in neutral and marked versions: see their complete availability list on price list, in the "marking system" section.