

USC 4 - 4 mm²

FEED-THROUGH TERMINAL BLOCK



The product range, with cross sections from 2,5 to 70 mm², has insulating frames made by polyamide with self-extinguish rate UL 94-V0 available in different colours; high purity copper components and mechanical steel clamping jokes guarantee the correct electrical contact and a long-lasting performance including vibration-resistance. Marking system in compliance with the most advanced market standards. Usable on all DIN 60715 rails.

TECHNICAL DATA

Additional dimension and weight

Thickness	6,5 mm	Net weight	10 g
-----------	--------	------------	------

Rated data in compliance with IEC 947-7-1 Standard

Cross section	4 mm ²	Rated impulse withstand voltage	6 KV
Current	32 A	Test impulse voltage	3,5 KV
Current at maximum wires	41 A	Pollution degree	3
Voltage	1.000 V	Comparative tracking index	CTI≥600

Rated data in compliance with UL 1059 Standard

Cross section	20 ÷ 12 AWG	Voltage	600 V
Current	20 A	File n.	E137870

Rated data in compliance with CSA 22.2 Standard

Cross section	18 ÷ 12 AWG	Voltage	600 V
Current	25 A	File n.	LR 26860-6

Conductors for clamping

Connection range, flexible wire	0,5 ÷ 4 mm ²	Screwdriver blade size	3,5 x 0,6 mm
Connection range, solid wire	0,5 ÷ 6 mm ²	Tightening torque (min ÷ max)	0,5 ÷ 0,8 Nm
Connection mode	screw connection	Screw size	M 3
Stripping length	11 mm	Gauge (IEC 947-1)	A4

Working temperatures

Continuous operating temperature, min.	- 40 °C	Continuous operating temperature, max.	+ 110 °C
--	---------	--	----------

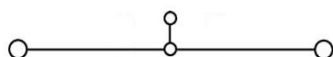
Additional features

Connection direction	by side	Connecting points per level	2
End plate	yes	Number of levels	1
Partition plate	yes	Mounting rails DIN 60715	PU 30, PU 35, PU 35/2
Conductive bar	OT/CU galvanic tin plated	Clamping spring on DIN 60715 rail	stainless steel

Insulating housing

Material type	PA 66	Available colours	beige, blue, orange, red, yellow, green, grey, black, white
UL 94 flammability rating	V0 halogen and phosphorus free		

























Electrical drawing



Ordering data

Available colours:		CODE	STD. PACKAGE	PCS
		beige USC 4	100	
		blue (Ex)i USC 4 B	100	
		orange USC 4 O	100	
		red USC 4 R	100	
		yellow USC 4 Y	100	
		green USC 4 G	100	
		grey USC 4 E	100	
		black USC 4 K	100	
		white USC 4 W	100	

ACCESSORIES

Ordering data			CODE	STD. PACKAGE	PCS	
	END PLATE		beige	DFE 2,5-10	50	
			blue	DFE 2,5-10 B	50	
			orange	DFE 2,5-10 O	50	
			red	DFE 2,5-10 R	50	
			yellow	DFE 2,5-10 Y	50	
			green	DFE 2,5-10 G	50	
			grey	DFE 2,5-10 E	50	
			black	DFE 2,5-10 K	50	
			white	DFE 2,5-10 W	50	
In common with USC 2,5 - 4 - 6 - 10.						
	PARTITION PLATE		beige	DFE 16	30	
			blue	DFE 16 B	30	
Partition plate in common with USC 2,5 - 4 - 6 - 10 and end plate for USC 16 only.						
	CROSS CONNECTOR PARTITION PLATE		beige	DSP	100	
			blue	DSP B	100	
	SHIELD BAR ¹⁾ Connection for cables shielding.			BS	50	
	CROSS CONNECTOR For cross connection from 2 up to 10 terminals.	10 poles		PR 4	20	
	SLEEVE WITH SCREW For PR 4 cross connector.			CVR 4	100	
	PRE-ASSEMBLED CROSS CONNECTOR	2 poles		PP 4/2	50	
		3 poles		PP 4/3	50	
		4 poles		PP 4/4	50	
		10 poles		PP 4/10	20	
		For cross connection of 2, 3, 4 and 10 terminals.				
	ONE POLE TEST PLUG Ø 2,3 mm			SP 2,3	-	
	TEST PLUG SOCKET			CS 4	50	
	COVER TAGS In common with USC 2,5 - 4 - 6.	(danger sign) yellow		UTP 4/6	50	
		white		UTB 4/6	50	
		beige		UTI 4/6	50	
		blue		UTI 4/6 B	50	
	MARKING SYSTEM	10 tags strip	3x6,5 mm	white	MTU	10
		100 " sheet	6x6,5 mm	white	TNU	5
		56 " sheet	10x5 mm	white	TNB	15
		56 " sheet	10x5 mm	yellow	TNG	15
		Tags are available in neutral and marked versions: see their complete availability list on price list, in the "marking system" section.				

1) Using the "BS" shield bar the rated voltage is reduced to 400 V.